

Madrid, 29 de noviembre de 2023

Energy Solar Tech, S.A. (en adelante la "Sociedad"), en virtud de lo previsto en el artículo 17 del Reglamento (UE) nº 596/2014 sobre abuso de mercado y en el artículo 227 de la Ley 6/2023, de 17 de marzo, del Mercado de Valores y de los Servicios de Inversión y disposiciones concordantes, así como en la Circular 3/2020 del segmento BME Growth de BME MTF Equity ("BME Growth"), pone en su conocimiento la siguiente:

OTRA INFORMACION RELEVANTE

El Consejo de Administración de la Sociedad ha autorizado el inicio del proceso de dual listing para cotizar en el mercado Europeo de EURONEXT GROWTH PARIS a lo largo del primer trimestre de 2024.

EURONEXT es el mercado de valores líder en Europa, con más de 1.900 empresas cotizadas. Es a su vez el tercer mayor mercado del mundo para "Mid & Small Caps", empresas de media y baja capitalización, con más de 1.500 empresas listadas y más de 2.400 inversores institucionales activos para financiar las mismas.

En términos de liquidez y capitalización de mercado prácticamente triplica al resto de los principales mercados de Europa como el London Stock Exchange, el Deutsche Boerse o SIX-BME.

Es un mercado especialmente activo en las llamadas "Compañías Clean Tech" o empresas de tecnologías y servicios asociados a las energías limpias, con mas de 155 compañías cotizadas en el sector entre empresas de servicios de energías renovables, de producción de energía renovable, de mitigación del cambio climático y de eficiencia energética.

Esta decisión se enmarca en la continua evolución, crecimiento y mejora de la profesionalización de la Sociedad, para acudir a mercados más competitivos, con mayor liquidez y capacidad de captación de capital, permitiendo aumentar las posibilidades de desarrollo de la Sociedad y su crecimiento en base a la excelencia de gestión y el cumplimiento financiero.

El proceso de salida al mercado EURONEXT GROWTH PARIS, se realizará mediante el proceso simplificado de Dual Listing que aprovecha la cotización en un mercado europeo para simplificar el acceso a otros mercados análogos en Europa, suponiendo un coste, complejidad y esfuerzo muy reducido con respecto al proceso completo.

En el marco de esta decisión, la Sociedad ha considerado fundamental, integrar la función de listing sponsor para EURONEXT GROWTH PARIS, con la actual necesaria para BME Growth, en un mismo partner. Esta decisión permite obtener fuertes sinergías en el proceso y en los costes asociados a ambas funciones, asegurando a su vez la elección de un partner con amplia experiencia en el mercado EURONEXT GROWTH PARIS.

Consecuencia de ello, con fecha 6 de diciembre a las 23:59 horas, la Sociedad dejará de tener a NORGESTION, S.A. como Asesor Registrado, nombrando a ORBYN CAPITAL MARKETS para ejercer ambas funciones en EURONEXT GROWTH PARIS y BME GROWTH, a partir de las 00:00 horas del día 7 de diciembre de 2023.

A continuación se incluye una presentación informativa del mercado de valores EURONEXT y EURONEXT GROWTH y su comparativa con el resto de mercados europeos.

La Sociedad informará puntualmente de la evolución en el proceso de incorporación a este nuevo mercado.

De conformidad con lo dispuesto en la citada Circular 3/2020 se indica que la información comunicada por la presente ha sido elaborada bajo la exclusiva responsabilidad de la Sociedad y sus administradores.

Atentamente,

D. Alberto Hernández Poza
Consejero Delegado
Energy Solar Tech, S.A.



EURONEXT PRESENTATION

CleanTech Presentation



November 2023

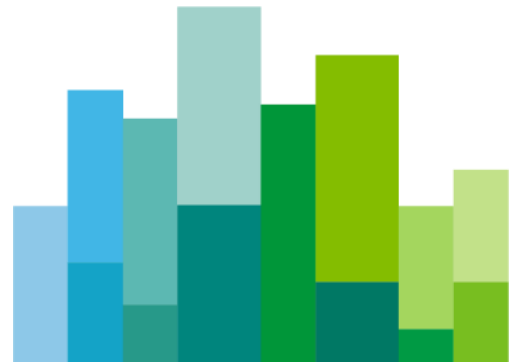
TABLE OF CONTENTS

1. EURONEXT INTRODUCTION

2. EURONEXT GROWTH

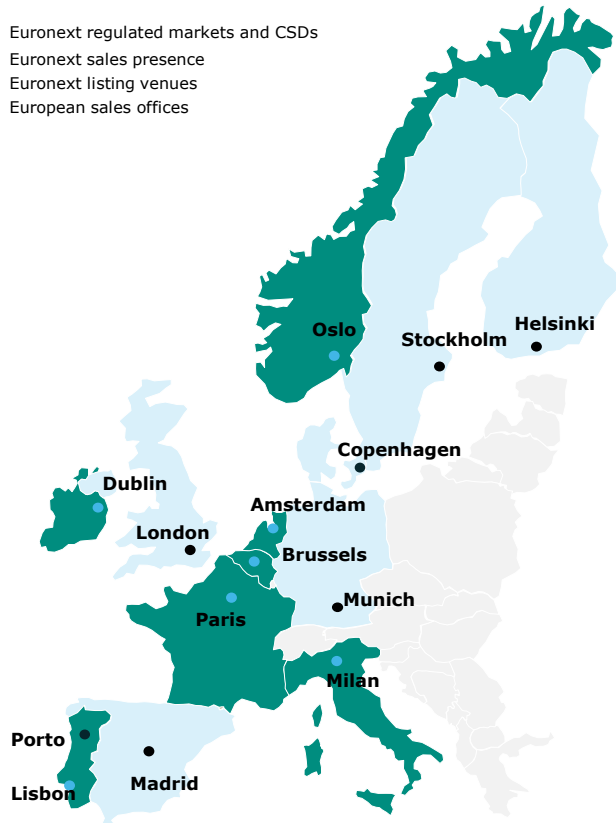
3. CLEANTECH FRANCHISE

1/ EURONEXT INTRODUCTION



EURONEXT IS THE LEADING EQUITY LISTING VENUE IN EUROPE

- Euronext regulated markets and CSDs
- Euronext sales presence
- Euronext listing venues
- European sales offices



1,900+ companies listed on Euronext markets

€6.5tn of total aggregate market capitalization

7 listing venues fully integrated into one single liquidity pool

6,200+ active institutional investors

Home of the largest and well known European companies:
29 components of the EuroStoxx 50

#1 Stock Exchange in Europe for Tech companies with
700+ Tech companies listed

#1 Stock Exchange in Europe for SMEs with
1,500+ listed SMEs

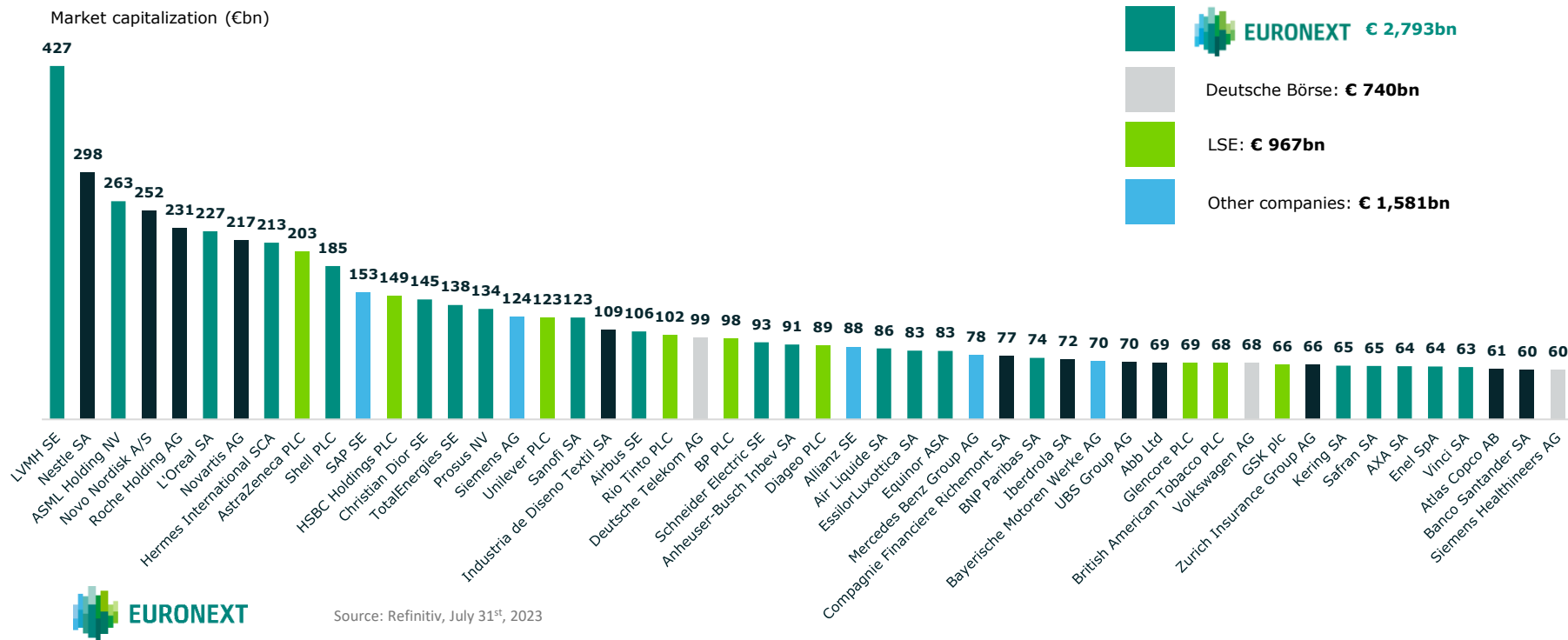
100



EURONEXT | EUROPEAN #1 EXCHANGE FOR LARGE CAPS

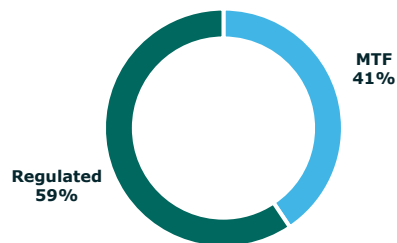
TOP 50 MARKET CAPITALIZATION FROM EUROSTOXX 600 INDEX

Euronext dominates the European large caps landscape with 20 companies in the Top 50 market capitalization

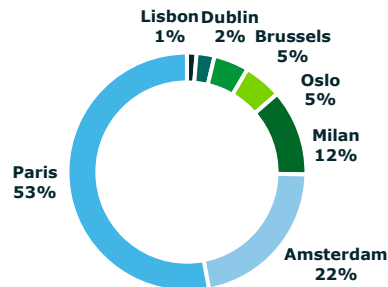


DYNAMIC PRIMARY MARKETS

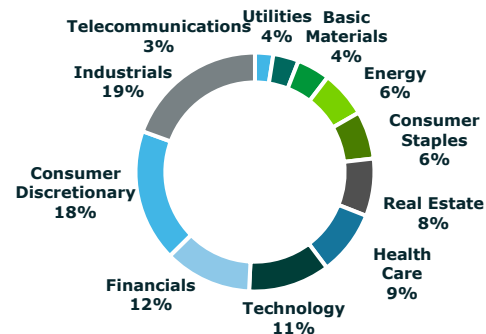
NUMBER OF ISSUERS PER MARKET TYPE



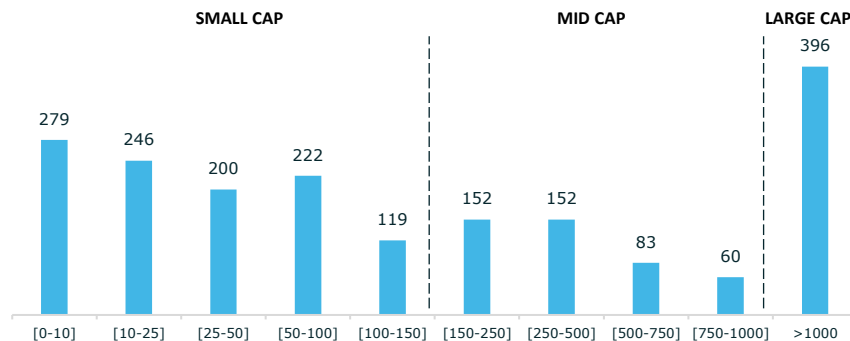
MARKET CAP BY MARKET PLACE



MARKET CAP BY INDUSTRY



NUMBER OF ISSUERS PER MARKET CAP. RANGE (in €m)



EURONEXT IS THE LISTING VENUE OF CHOICE FOR EUROPEAN TECH COMPANIES

Euronext is **the #1 stock exchange for European Tech companies**, hosting the largest number of companies across all sectors: General Tech, Healthtech and Cleantech.

Euronext offers access to a **rich ecosystem dedicated to the Tech sector**, and a **large and international investor base** financing all growth profiles of Tech companies.

Euronext boasts **a high number of long-only fund managers** and offers **unique access to retail investors**.

Euronext is aware of the growth potential, funding requirements and sector-specific needs of Tech companies. As a result, **Euronext has developed initiatives to offer solutions, support and visibility to both non-listed and listed innovative European businesses.**

700+
Listed Tech companies

€1.4T
Aggregated market capitalization

310+
Tech companies have gone public
on Euronext since 2018

€23bn+
Capital raised through IPOs
since 2018

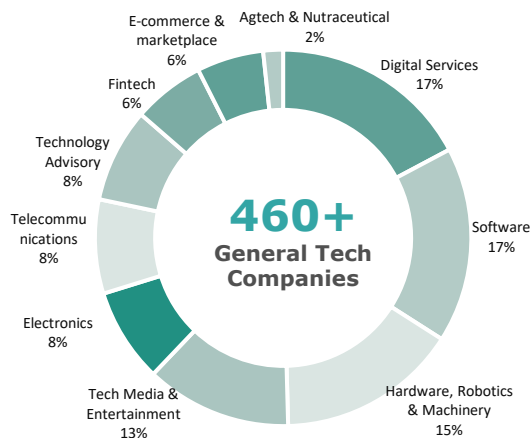
c.2,400
Institutional Investors
in the Tech sector

€74m raised at IPO on average
since 2018, with some companies
raising more than €2bn

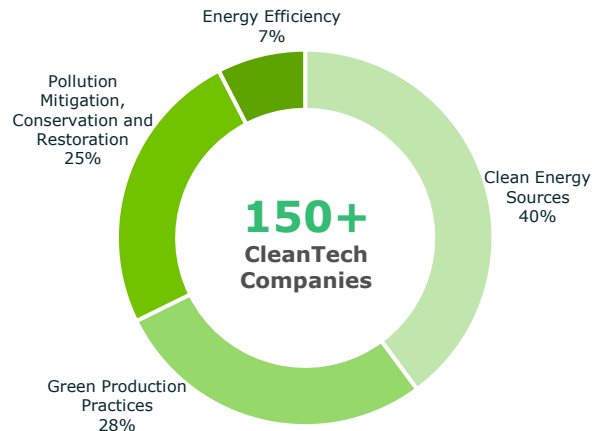
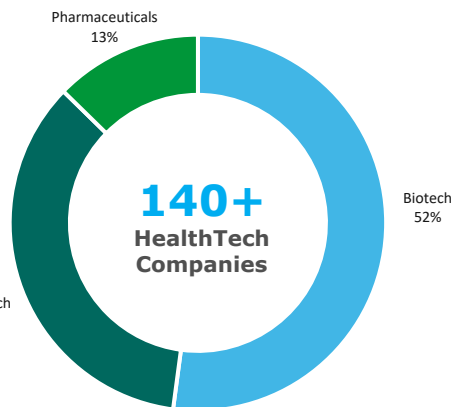
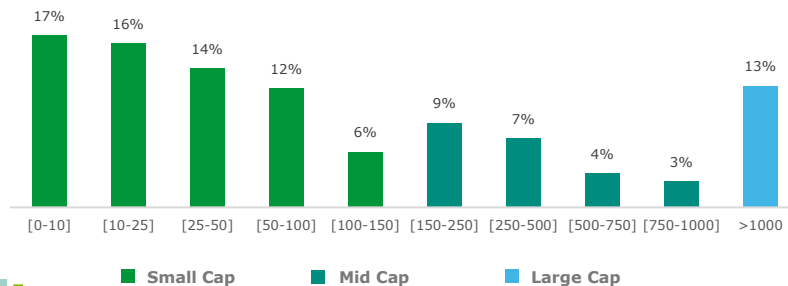


EURONEXT IS THE LARGEST TECH FRANCHISE IN EUROPE

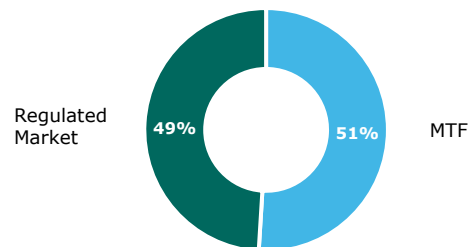
700+ listed Tech companies representing €1.4T of market capitalization



Breakdown of tech companies per market cap. (€m)



Breakdown of tech companies per market type



EURONEXT | LARGE & INTERNATIONAL INSTITUTIONAL INVESTORS BASE

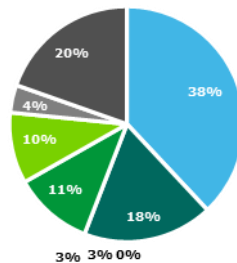
5 932 institutional investors from **74 countries***, especially from the **United States** (38%) and the **United Kingdom** (18%). Mostly **asset management** (59%) with a **Growth** (54%) and **Index** (16%) investment style.

EURONEXT - TOP 20 INSTITUTIONAL INVESTORS

	Institution	Value (MC)	Investor Type	Investment Style	Country	#
# 1	The Vanguard Group, Inc.	153 859	Insurance & Pensions	Index	United States	489
# 2	Norges Bank Investment Management	99 719	Sovereign	Growth	Norway	449
# 3	BlackRock Fund Advisors	88 174	Asset Management	Index	United States	503
# 4	Capital Research & Management Co.	81 194	Asset Management	Growth	United States	134
# 5	Amundi Asset Management SA	50 865	Asset Management	Growth	France	555
# 6	BlackRock Investment Management (UK) Ltd.	44 484	Asset Management	Growth	United Kingdom	474
# 7	BlackRock Advisors (UK) Ltd.	42 023	Asset Management	Index	United Kingdom	562
# 8	Fidelity Management & Research Co. LLC	41 451	Asset Management	Growth	United States	260
# 9	Capital Research & Management Co.	31 550	Asset Management	Growth	United States	68
# 10	SSgA Funds Management, Inc.	30 360	Insurance & Pensions	Index	United States	645
# 11	Geode Capital Management LLC	28 207	Asset Management	Index	United States	459
# 12	Schroder Investment Management Ltd.	25 627	Asset Management	Growth	United Kingdom	243
# 13	Massachusetts Financial Services Co.	20 934	Insurance & Pensions	Growth	United States	108
# 14	T. Rowe Price Associates, Inc.	19 494	Insurance & Pensions	GARP	United States	172
# 15	BNP Paribas Asset Management France SAS	19 088	Asset Management	Growth	France	410
# 16	Dimensional Fund Advisors LP	18 979	Asset Management	Value	United States	677
# 17	Dodge & Cox	17 811	Asset Management	Deep Value	United States	16
# 18	FIL Investment Advisors (UK) Ltd.	15 605	Insurance & Pensions	Growth	United Kingdom	231
# 19	Capital International Ltd.	15 541	Asset Management	Growth	United Kingdom	94
# 20	Baillie Gifford & Co.	14 521	Asset Management	Growth	United Kingdom	55
Top 20 Identified Institutional Investors		859 485				
Total Institutional Investors		2 485 023				

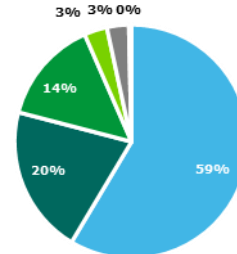
Geographical distribution

- United States
- United Kingdom
- France
- Norway
- Italy
- Other



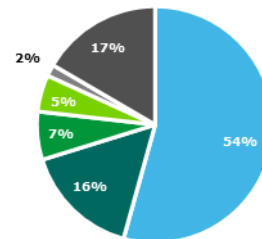
Breakdown by type of investor

- Asset Management
- Insurance & Pensions
- Sovereign
- Foundations
- Hedge Fund
- Fund of funds



Breakdown by style

- Growth
- Index
- GARP
- Value
- Yield
- Other



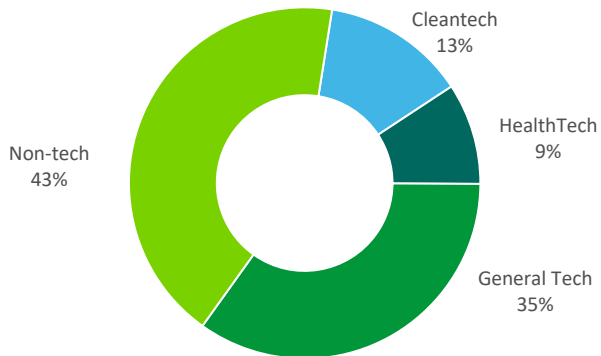
2/ EURONEXT GROWTH



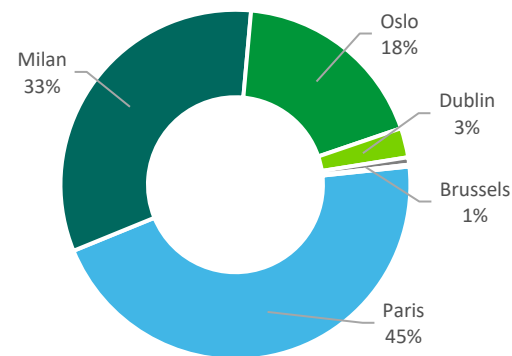
EURONEXT GROWTH MARKETS AT A GLANCE

589 listed companies on Euronext Growth markets representing a total market capitalization of **€43bn**

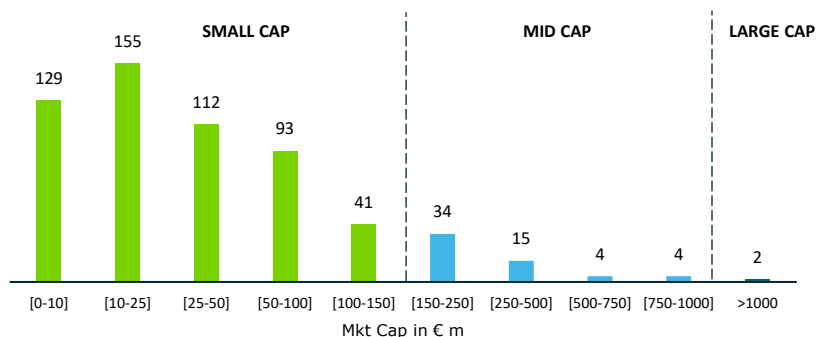
NUMBER OF ISSUERS BY TECH SECTOR



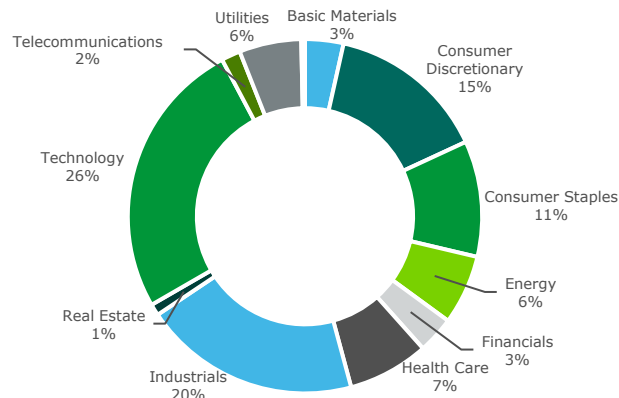
NUMBER OF ISSUERS BY MARKETPLACE



NUMBER OF ISSUERS PER MARKET CAP. RANGE



MARKET CAP BY INDUSTRY



EURONEXT GROWTH| LARGE & INTERNATIONAL INSTITUTIONAL INVESTORS BASE

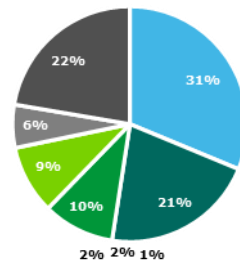
572 institutional investors from **28 countries***, especially from the **United Kingdom** (31%) and **France** (21%). Mostly **Asset Management** (75%) with a **Growth** (73%) and **GARP** (8%) investment style.

EURONEXT - TOP 20 INSTITUTIONAL INVESTORS

	Institution	Value (MC)	Investor Type	Investment Style	Country	#
# 1	FIL Investment Advisors (UK) Ltd.	138	Insurance & Pensions	Growth	United Kingdom	5
# 2	BlackRock Investment Management (UK) Ltd.	132	Asset Management	Growth	United Kingdom	8
# 3	Baillie Gifford & Co.	107	Asset Management	Growth	United Kingdom	3
# 4	Ferd Invest AS	93	Asset Management	Aggressive Growth	Norway	1
# 5	Allianz Global Investors GmbH	89	Asset Management	Growth	Germany	5
# 6	JNE Partners LLP	81	Asset Management	GARP	United Kingdom	1
# 7	Fidelity Management & Research Co. LLC	79	Asset Management	Growth	United States	9
# 8	Mediolanum Gestione Fondi SGRpA	77	Insurance & Pensions	Growth	Italy	67
# 9	Amiral Gestion SA	75	Insurance & Pensions	Growth	France	15
# 10	Amundi Asset Management SA	73	Asset Management	Growth	France	28
# 11	Newton Investment Management Ltd.	72	Asset Management	Growth	United Kingdom	1
# 12	Canaccord Genuity Wealth Ltd.	72	Asset Management	Growth	United Kingdom	13
# 13	Lazard Freres Gestion SAS	69	Asset Management	Growth	France	15
# 14	Mirova SA (Investment Management)	66	Asset Management	Growth	France	11
# 15	Octopus Investments Ltd.	65	Asset Management	Growth	United Kingdom	3
# 16	Swedbank Robur Fonder AB	63	Asset Management	Growth	Sweden	7
# 17	Artemis Investment Management LLP	63	Asset Management	Growth	United Kingdom	1
# 18	Norges Bank Investment Management	63	Sovereign	Growth	Norway	22
# 19	Independence Et Expansion AM SARL	63	Asset Management	GARP	Luxembourg	19
# 20	KBI Global Investors Ltd.	62	Asset Management	Value	Ireland	2
Top 20 Identified Institutional Investors		1 603				
Total Institutional Investors		5 094				

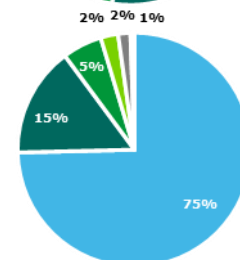
Geographical distribution

- United Kingdom
- France
- United States
- Norway
- Italy
- Other



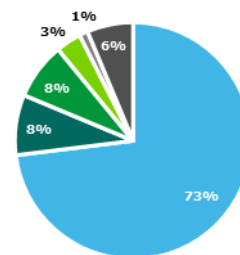
Breakdown by type of investor

- Asset Management
- Insurance & Pensions
- Hedge Fund
- Foundations
- Sovereign
- Fund of funds



Breakdown by style

- Growth
- GARP
- Aggressive Growth
- Value
- Index
- Other



3/ CLEANTECH FRANCHISE

Note: Euronext cleantech franchise is based on an internal classification



EURONEXT IS THE LARGEST MARKET FOR CLEANTECH COMPANIES IN EUROPE

Euronext gathers the largest and most diversified peer group of European cleantech companies with 158 issuers – €97.5bn aggregated market capitalisation

Clean energy sources

63
issuers

+39
issuers
since 2018

€3.4bn

raised at listing since 2018

€41.7bn

aggregated market cap

voltalia

edp renováveis

greenVolt

DE NORA
our research - your future

AKER

HORIZONS

nel

NEOEN

WAGA
ENERGY

Green production practices

44
issuers

+19
issuers
since 2018

€610m

raised at listing since 2018

€25.6bn

aggregated market cap

GREENCOAT
RENEWABLES

Borregaard

ALFEN
POWER TO ADAPT

OP
PLASTIC OMNIUM

Hydro

RECSILICON

FASTNED

BF
SpA

Pollution mitigation, conservation and restoration

39
issuers

+20
issuers
since 2018

€1.6bn

raised at listing since 2018

€28.4bn

aggregated market cap

umicore

renewi

nx filtration

acea

TOMRA

a2a

iren

EBUSCO

Energy efficiency

12
issuers

+10
issuers
since 2018

€942m

raised at listing since 2018*

€1.7bn

aggregated market cap*

ARISTON
GROUP

energy
SAVE YOUR PLANET
www.energysynt.com

INNOVATED
CHANGING INNOVATION

RENERGETICA
BETTER ENERGY - BETTER WORLD

ATON
GREEN STORAGE

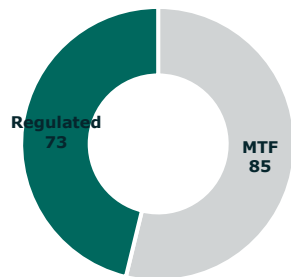
Altea
Green Power

GLASS to POWER

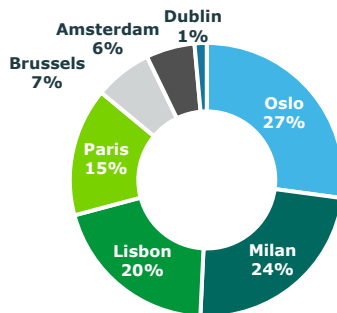
E-PANGO
SMART ENERGY SOLUTIONS

EURONEXT IS THE LARGEST MARKET FOR CLEANTECH COMPANIES IN EUROPE

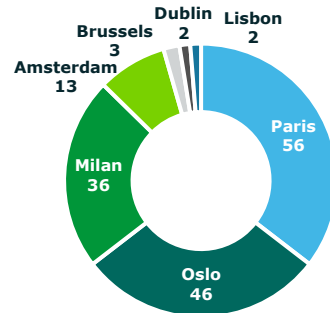
Number of issuers per market type



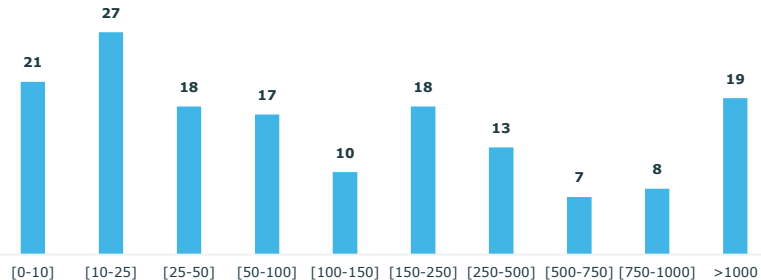
Market cap. per market location



Number of issuers per listing venue



Issuers breakdown per market cap. range (€m)



Key Highlights

158 Cleantech companies are currently listed on Euronext, for an aggregated market capitalization of **€97.5bn**.

- Resulting from the global drive towards sustainability, Euronext has seen **55 new companies** operating across multiple Cleantech subsectors listed on its markets in since 2021.
- Clean energy sources** led the way with 28 new listings raising €2.4bn, notably from Hydrogen companies, which are now demonstrating proof of concept of their technology

CLEANTECH– RECENT NEW LISTINGS HIGHLIGHTS

International new listing

ECOMEMBRANE Private Placement

April 2023
€15m raised
€36m Mkt Cap.
Euronext Growth
Milan



ENERGEIA Private Placement

December 2022
€10m raised
€28m Mkt Cap.
Euronext Growth
Oslo



ERREDUE Private Placement

December 2022
€23m raised
€35m Mkt Cap.
Euronext Growth
Milan



ENERGY Private Placement

August 2022
€30m raised
€120m Mkt Cap.
(€147m in Equity value)
Euronext Growth
Milan



CHARWOOD ENERGY IPO

July 2022
€12m raised
€59m Mkt Cap.
Euronext Growth
Paris



GROUPE OKWIND IPO

July 2022
€21m raised
€89m Mkt Cap.
Euronext Growth
Paris



INDUSTRIE DE NORA Private Placement

June 2022
€480m raised
€593m Mkt Cap.
(€2,723m in Equity value)
Main Market
Milan



LHYFE IPO

May 2022
€118m raised
€419m Mkt Cap.
Euronext Comp. B
Paris



WASTE PLASTIC UPCYCLING Private Placement

April 2022
€3m raised
€74m Mkt Cap.
Euronext Growth
Oslo



OCEAN GEOLOOP Private Placement

March 2022
€3m raised
€189m Mkt Cap.
Euronext Growth
Oslo



GLASS TO POWER Direct Listing

February 2022
€0 raised
€24m Mkt Cap.
Euronext Access
Paris



HAFFNER ENERGY IPO

February 2022
€75m raised
€358m Mkt Cap.
Euronext Growth
Paris



HYON Private Placement

February 2022
€5m raised
€13m Mkt Cap.
Euronext Growth
Oslo



ALTEA GREEN POWER Private Placement

January 2022
€5m raised
€19m Mkt Cap.
Euronext Growth
Milan



GROUPE BERKEM IPO

December 2021
€52m raised
€164m Mkt Cap.
Euronext Growth
Paris



FORSEE POWER IPO

November 2021
€108m raised
€ 386m Mkt Cap.
Euronext Comp. B
Paris



WAGA ENERGY IPO

October 2021
€126m raised
€449m Mkt Cap.
Euronext Comp. B
Paris











EBUSCO HOLDING IPO

October 2021
€323m raised
€1,335m Mkt Cap.
Euronext Comp. A
Amsterdam



CLEANTECH– RECENT NEW FOLLOW-ONS HIGHLIGHTS

International new listing

<p>NX FILTRATION Reserved Issue</p> <p>June 2023 €0.3m raised</p> <p>Euronext Compartment B Amsterdam</p> <p></p>	<p>HYDROGENPRO Private Placement</p> <p>June 2023 €10.4m raised</p> <p>Euronext Compartment B Oslo</p> <p></p>	<p>WPU – WASTE PLASTIC Reserved Issue</p> <p>June 2023 €0.4m raised</p> <p>Euronext Growth Oslo</p> <p></p>	<p>CLOUDBERRY CLEAN Reserved Issue</p> <p>May 2023 €0.1m raised</p> <p>Euronext Compartment B Oslo</p> <p></p>	<p>AFYREN Reserved Issue</p> <p>May 2023 €0.3m raised</p> <p>Euronext Growth Paris</p> <p></p>	<p>FORSEE POWER Cash Issue</p> <p>May 2023 €49m raised</p> <p>Euronext Compartment B Paris</p> <p></p>
<p>ESI Rights Issue</p> <p>May 2023 €1.1m raised</p> <p>Euronext Growth Milan</p> <p></p>	<p>GROUPE TERA Conversion of Bonds</p> <p>April 2023 €1.6m raised</p> <p>Euronext Growth Paris</p> <p></p>	<p>PRYME Conversion of Bonds</p> <p>April 2023 €1.3m raised</p> <p>Euronext Growth Oslo</p> <p></p>	<p>SKANDIA GREENPOWER Block Listing</p> <p>February 2023 €1.1m raised</p> <p>Euronext Growth Oslo</p> <p></p>	<p>CORRE ENERGY B.V. Tender Offer</p> <p>February 2023 €9m raised</p> <p>Euronext Growth Dublin</p> <p></p>	<p>KYOTO GROUP Exercise of Warrants</p> <p>February 2023 €0.2m raised</p> <p>Euronext Growth Oslo</p> <p></p>
<p>METABOLIC EXPLORER Conversion of Bonds</p> <p>February 2023 €8m raised</p> <p>Euronext Compartment C Paris</p> <p></p>	<p>HYNION Private Placement</p> <p>February 2023 €0.1m raised</p> <p>Euronext Growth Oslo</p> <p></p>	<p>OTOVO Exercise of Warrants</p> <p>February 2023 €23.1m raised</p> <p>Euronext Growth Oslo</p> <p></p>	<p>EUROPLASMA Conversion of Bonds</p> <p>February 2023 €1.6m raised</p> <p>Euronext Growth Paris</p> <p></p>	<p>VERGNET Conversion of Bonds</p> <p>February 2023 €0.1m raised</p> <p>Euronext Growth Paris</p> <p></p>	<p>ENVIPCO Private Placement</p> <p>February 2023 €19m raised</p> <p>Euronext Compartment C Amsterdam</p> <p></p>

EURONEXT CLEANTECH| LARGE & INTERNATIONAL INSTITUTIONAL INVESTORS BASE

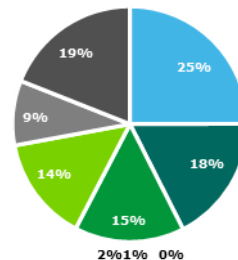
1 206 institutional investors from **44 countries***, especially from **Norway** (25%) and **Italy** (18%). Mostly **Asset Management** (49%) with a **Growth** (47%) and **Index** (9%) investment style.

EURONEXT - TOP 20 INSTITUTIONAL INVESTORS

	Institution	Value (MC)	Investor Type	Investment Style	Country	#
# 1	The Vanguard Group, Inc.	1 400	Insurance & Pensions	Index	United States	36
# 2	Folketrygdfondet	1 357	Insurance & Pensions	GARP	Norway	8
# 3	Norges Bank Investment Management	982	Sovereign	Growth	Norway	23
# 4	BlackRock Fund Advisors	819	Asset Management	Index	United States	34
# 5	Schroder Investment Management Ltd.	789	Asset Management	Growth	United Kingdom	19
# 6	BlackRock Investment Management (UK) Ltd.	678	Asset Management	Growth	United Kingdom	39
# 7	DNB Asset Management AS	539	Asset Management	Growth	Norway	32
# 8	Amundi Asset Management SA	492	Asset Management	Growth	France	41
# 9	Storebrand Asset Management AS	466	Asset Management	Value	Norway	38
# 10	Handelsbanken Fonder AB	458	Insurance & Pensions	Growth	Sweden	27
# 11	Mirova SA (Investment Management)	396	Asset Management	Growth	France	25
# 12	Dimensional Fund Advisors LP	357	Asset Management	Value	United States	43
# 13	BlackRock Advisors (UK) Ltd.	341	Asset Management	Index	United Kingdom	39
# 14	ISALT-Investissements Strategiques en Actions Long Terme SASU	311	Asset Management	Value	France	1
# 15	KLP Kapitalforvaltning AS	277	Asset Management	Value	Norway	36
# 16	Baillie Gifford & Co.	260	Asset Management	Growth	United Kingdom	7
# 17	APG Asset Management NV	247	Insurance & Pensions	Growth	Netherlands	6
# 18	Impax Asset Management Ltd.	245	Asset Management	Growth	United Kingdom	7
# 19	Swedbank Robur Fonder AB	237	Asset Management	Growth	Sweden	15
# 20	Pictet Asset Management SA	218	Asset Management	Growth	Switzerland	30
Top 20 Identified Institutional Investors		10 870				
Total Institutional Investors		35 065				

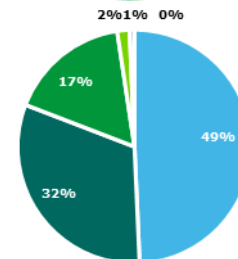
Geographical distribution

- Norway
- Italy
- United States
- United Kingdom
- France
- Other



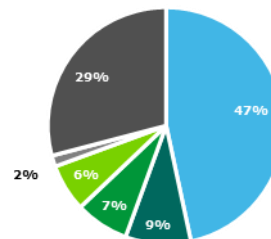
Breakdown by type of investor

- Asset Management
- Sovereign
- Insurance & Pensions
- Hedge Fund
- Foundations
- Fund of funds



Breakdown by style

- Growth
- Index
- GARP
- Value
- Aggressive Growth
- Other





This publication is for information purposes only and is not a recommendation to engage in investment activities. This publication is provided “as is” without representation or warranty of any kind. Whilst all reasonable care has been taken to ensure the accuracy of the content, Euronext does not guarantee its accuracy or completeness. Euronext will not be held liable for any loss or damages of any nature ensuing from using, trusting or acting on information provided. No information set out or referred to in this publication shall form the basis of any contract. The creation of rights and obligations in respect of financial products that are traded on the exchanges operated by Euronext’s subsidiaries shall depend solely on the applicable rules of the market operator. All proprietary rights and interest in or connected with this publication shall vest in Euronext. No part of it may be redistributed or reproduced in any form without the prior written permission of Euronext. Euronext refers to Euronext N.V. and its affiliates. Information regarding trademarks and intellectual property rights of Euronext is located at www.euronext.com/terms-use

© 2022, Euronext N.V. - All rights reserved.